

St. Paul Google Account Log In Instructions

G Suite for Education








Sign in

1. Go to www.google.com (preferably in the Chrome browser*) and in the top right corner click the Sign In button.
 - a. No Sign In Button? See Multiple Google Accounts Section below.
2. Enter your G Suite email address (ex. jdoe25@stpaulk-8.org) and password.



* Chrome Browser is a free download

Now that you're in your G Suite account here are a few key features that work the same way across several products.

Feature	Description
	In the top-right corner of any Google page (such as Search or Gmail), click to see which account you're in.
	Click to move between products.
	Click to change product settings.
	Click to search for content specific to the product.
	Click to see more options.

Multiple Google Accounts On One Computer?

This is a great blog post about easily maintaining multiple Google accounts on one computer. The QR code to the right will take you to this post.

<http://www.controlaltachieve.com/2016/06/multiple-chrome-profiles.html>

